

Thank you for using our products.
INSTALLATION INSTRUCTIONS
REMOTE MICROPHONE (FOUR CIRCUIT)

Use this product according to this instruction manual. Please keep this instruction manual for future reference.

MODEL NUMBERS:

SD-RMS-1RMB Remote Microphone Four Circuit Black

GENERAL:

The Remote Microphone is designed to be used with Wheelock's Four Zone SAFEPATH. It provides a means for making emergency voice announcements from an auxiliary location. The hand held push to talk microphone is supervised to ensure proper connection.

READ THESE INSTRUCTIONS CAREFULLY BEFORE USING THIS PRODUCT.

SPECIFICATIONS:

Power Input Voltage: 20-31VDC
 Audio Output Level: 1.05VRMS
 Output Impedance: 600 Ohms
 Input Current: 50mA

WIRING DIAGRAM:

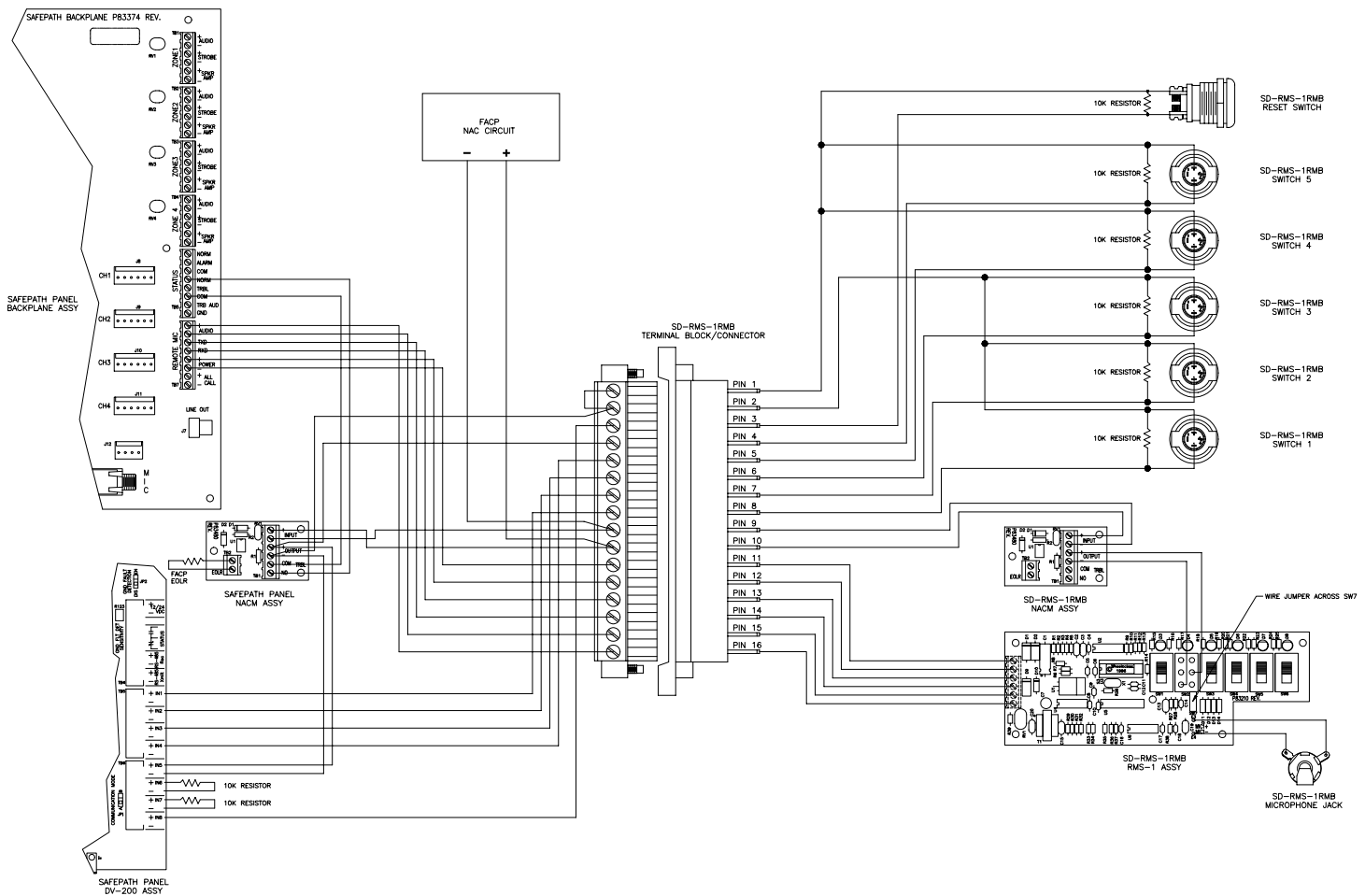


Figure 1.

WIRING SPECIFICATIONS:

Cable Size: 14 - 22 AWG Shielded. The shield must be connected only at the SAFEPATH Panel.
Maximum Length: 1000 Feet
Maximum Capacitance: .05uF/Total Run (50pF/foot for 1000 FT.)

MOUNTING INSTRUCTIONS:




Figure 2.

1. Mount to 19" rack using 4 screws recommended by rack manufacturer.
2. Attach the wires to the RMS-1 as shown in the wiring diagram.
3. Wire as shown in the wiring diagram.

OPERATING INSTRUCTIONS:

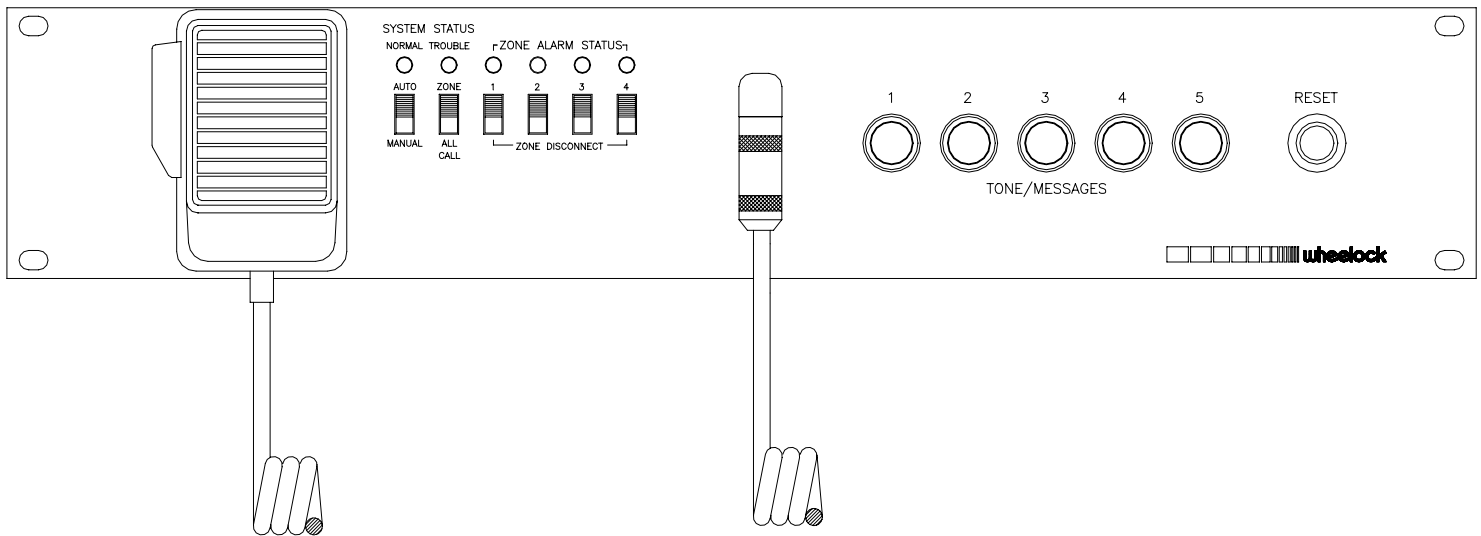


Figure 3.

1. The green LED indicates there are no faults in the SAFEPATH system. The amber LED indicates there are 1 or more faults in the system (see SAFEPATH manual for troubleshooting procedures). The red LEDs indicate that the zone is in an alarm condition.
2. Switching the AUTO/MANUAL switch to the MANUAL position initiates a tone alarm.
3. Pressing the microphone press-to-talk button initiates a live audible announcement.
4. Each alarm has its own priority. The actions of the Remote Microphone might override or be overridden by other actions. See Table 1 for a list of all alarm conditions.
5. Switching a ZONE DISCONNECT switch removes that zone from an alarm condition.
6. Switching the ALL CALL switch to the ALL CALL position overrides all zone disconnects.

NOTE: Some models may have “Words” indicating the type of message instead of numbers above the Tone/Message activation buttons.

Table 1: Alarm Conditions and the Respective Resulting Actions (in order of priority)	
1. Panel mic push-to-talk button is depressed.	a. Panel live voice broadcast enabled b. Strobes not enabled
2. AUTO/MANUAL switch in manual position.	a. Selected tone broadcasts b. Strobes enabled
3. Remote mic push-to-talk button depressed.	a. Remote mic live voice broadcast enabled b. Strobes enabled
4. Remote mic AUTO/MANUAL switch in manual position.	a. Selected tone broadcasts b. Strobes enabled
5. Channel play contacts close.	a. Selected tone broadcasts b. Strobes enabled c. If DV option is attached, then: 1) Recorded message plays 2) Strobes enabled
See SAFEPATH Manual for additional information.	

ANY MATERIAL EXTRAPOLATED FROM THIS DOCUMENT OR FROM WHEELOCK MANUALS OR OTHER DOCUMENTS DESCRIBING THE PRODUCT FOR USE IN PROMOTIONAL OR ADVERTISING CLAIMS, OR FOR ANY OTHER USE, INCLUDING DESCRIPTION OF THE PRODUCT'S APPLICATION, OPERATION, INSTALLATION AND TESTING IS USED AT THE SOLE RISK OF THE USER AND WHEELOCK WILL NOT HAVE ANY LIABILITY FOR SUCH USE.

Limited Warranty

Wheelock products must be used within their published specifications and must be PROPERLY specified, applied, installed, operated, maintained and operationally tested in accordance with these instructions at the time of installation and at least twice a year or more often and in accordance with local, state and federal codes, regulations and laws. Specification, application, installation, operation, maintenance and testing must be performed by qualified personnel for proper operation in accordance with all of the latest National Fire Protection Association (NFPA), Underwriters' Laboratories (UL), Underwriters' Laboratories of Canada (ULC), National Electrical Code (NEC), Occupational Safety and Health Administration (OSHA), local, state, county, province, district, federal and other applicable building and fire standards, guidelines, regulations, laws and codes including, but not limited to, all appendices and amendments and the requirements of the local authority having jurisdiction (AHJ). Wheelock products when properly specified, applied, installed, operated, maintained and operationally tested as provided above are warranted against mechanical and electrical defects for a period of three years from date of manufacture (as determined by date code). Correction of defects by repair or replacement shall be at Wheelock's sole discretion and shall constitute fulfillment of all obligations under this warranty. THE FOREGOING LIMITED WARRANTY SHALL IMMEDIATELY TERMINATE IN THE EVENT ANY PART NOT FURNISHED BY WHEELOCK IS INSTALLED IN THE PRODUCT. THE FOREGOING LIMITED WARRANTY SPECIFICALLY EXCLUDES ANY SOFTWARE REQUIRED FOR THE OPERATION OF OR INCLUDED IN A PRODUCT. WHEELOCK MAKES NO REPRESENTATION OR WARRANTY OF ANY OTHER KIND, EXPRESS, IMPLIED OR STATUTORY WHETHER AS TO MERCHANTABILITY, FITNESS FOR A PARTICULAR PURPOSE OR ANY OTHER MATTER.

USERS ARE SOLELY RESPONSIBLE FOR DETERMINING WHETHER A PRODUCT IS SUITABLE FOR THE USER'S PURPOSES, OR WHETHER IT WILL ACHIEVE THE USER'S INTENDED RESULTS. THERE IS NO WARRANTY AGAINST DAMAGE RESULTING FROM MISAPPLICATION, IMPROPER SPECIFICATION, ABUSE, ACCIDENT OR OTHER OPERATING CONDITIONS BEYOND WHEELOCK'S CONTROL.

SOME WHEELOCK PRODUCTS CONTAIN SOFTWARE. WITH RESPECT TO THOSE PRODUCTS, WHEELOCK DOES NOT WARRANTY THAT THE OPERATION OF THE SOFTWARE WILL BE UNINTERRUPTED OR ERROR-FREE OR THAT THE SOFTWARE WILL MEET ANY OTHER STANDARD OF PERFORMANCE, OR THAT THE FUNCTIONS OR PERFORMANCE OF THE SOFTWARE WILL MEET THE USER'S REQUIREMENTS. WHEELOCK SHALL NOT BE LIABLE FOR ANY DELAYS, BREAKDOWNS, INTERRUPTIONS, LOSS, DESTRUCTION, ALTERATION, OR OTHER PROBLEMS IN THE USE OF A PRODUCT ARISING OUT OF OR CAUSED BY THE SOFTWARE.

THE LIABILITY OF WHEELOCK ARISING OUT OF THE SUPPLYING OF A PRODUCT, OR ITS USE, WHETHER ON WARRANTIES, NEGLIGENCE, OR OTHERWISE, SHALL NOT IN ANY CASE EXCEED THE COST OF CORRECTING DEFECTS AS STATED IN THE LIMITED WARRANTY AND UPON EXPIRATION OF THE WARRANTY PERIOD ALL SUCH LIABILITY SHALL TERMINATE. WHEELOCK IS NOT LIABLE FOR LABOR COSTS INCURRED IN REMOVAL, REINSTALLATION OR REPAIR OF THE PRODUCT BY ANYONE OTHER THAN WHEELOCK OR FOR DAMAGE OF ANY TYPE WHATSOEVER, INCLUDING BUT NOT LIMITED TO, LOSS OF PROFIT OR INCIDENTAL OR CONSEQUENTIAL DAMAGES. THE FOREGOING SHALL CONSTITUTE THE SOLE REMEDY OF THE PURCHASER AND THE EXCLUSIVE LIABILITY OF WHEELOCK.

IN NO CASE WILL WHEELOCK'S LIABILITY EXCEED THE PURCHASE PRICE PAID FOR A PRODUCT.

Limitation of Liability

WHEELOCK'S LIABILITY ON ANY CLAIM OF ANY KIND, INCLUDING NEGLIGENCE AND BREACH OF WARRANTY, FOR ANY LOSS OR DAMAGE RESULTING FROM, ARISING OUT OF, OR CONNECTED WITH THIS CONTRACT, OR FROM THE MANUFACTURE, SALE, DELIVERY, RESALE, REPAIR OR USE OF ANY PRODUCT COVERED BY THIS ORDER SHALL BE LIMITED TO THE PRICE APPLICABLE TO THE PRODUCT OR PART THEREOF WHICH GIVES RISE TO THE CLAIM. WHEELOCK'S LIABILITY ON ANY CLAIM OF ANY KIND SHALL CEASE IMMEDIATELY UPON THE INSTALLATION IN THE PRODUCT OF ANY PART NOT FURNISHED BY WHEELOCK. IN NO EVENT SHALL WHEELOCK BE LIABLE FOR ANY CLAIM OF ANY KIND UNLESS IT IS PROVEN THAT OUR PRODUCT WAS A DIRECT CAUSE OF SUCH CLAIM. FURTHER, IN NO EVENT, INCLUDING IN THE CASE OF A CLAIM OF NEGLIGENCE, SHALL WHEELOCK BE LIABLE FOR INCIDENTAL OR CONSEQUENTIAL DAMAGES. SOME STATES DO NOT ALLOW THE EXCLUSION OR LIMITATION OF INCIDENTAL OR CONSEQUENTIAL DAMAGES, SO THE PRECEDING LIMITATION MAY NOT APPLY TO ALL PURCHASERS.