



LED High Fidelity Speaker Strobes & Speakers



Description:

The Wheelock® Exceder™ Series expands to include the industry's first LED Speaker Strobes and Speakers, designed for high fidelity sound output for indoor applications. With the widest frequency response range (300 to 8000 Hz) in the industry, the Series LSPK and LSPST feature leading intelligibility with crisp, clear voice messages and tone signaling, ideal for emergency communications, mass notification, voice evacuation and fire alarm.

Cooper Notification's patented LED technology provides the industry's lowest current draw that allows for energy savings of 52%. Ideal for Green Buildings, it's the pinnacle of life safety, high intelligibility and energy-efficiency.

Providing a sleek aesthetic appearance, the Exceder LED High Fidelity Speakers and Speaker Strobes feature dual voltage (25/70 VRMS) capability and field selectable taps from 1/8 to 2 watts. The low profile design incorporates a speaker mounting plate for faster and easier installation. Each model has a built-in level adjustment feature and a snap-on grille cover. All inputs employ IN/OUT wiring terminals for fast installation using #12 to #18 AWG wiring.

The Wheelock Exceder™ LED Series incorporates high reliability and high efficiency optics to minimize current draw allowing for a greater number of appliances on the notification appliance circuit and fewer power supplies. Speaker strobe models feature a wide-range of candela settings (15, 30, 75, 110 cd) on a single appliance. The 15 and 30 candela settings provide the lowest current draw in the industry. All switches to change settings, can be set without the use of a tool and are located behind the appliance to prevent tampering.

Exceder LED speaker strobes may be synchronized when used in conjunction with the Wheelock DSM Sync Modules, Wheelock Power Supplies, SAFEPATH family of products or other manufacturers panels incorporating the Wheelock Patented Sync Protocol. Wheelock synchronized strobes offer an easy way to comply with ADA recommendations concerning photosensitive epilepsy.

The Exceder™ LED High Fidelity speaker strobes and speakers notification appliances are UL Listed for indoor use under Standard 1971 (Signaling Devices for the Hearing-Impaired) and Standard 1480 (Speaker Appliances), and ULC listed under CAN/ULC-S526 (Visual-audible Signal Appliances, Fire Alarm) and under CAN/ULC-S541 (Speakers, Fire Alarm). The appliances are Restriction of Hazardous Substances (RoHS) compliant and contain no mercury or other hazardous substances.

- Industry's first **LED** speaker strobes
- **Lowest current draw** in the industry
- **Widest frequency range** in the industry

Features

- **High Fidelity Sound Output**
 - High intelligibility at minimum wattage across a frequency range of 300 to 8000 Hz
- **Energy Efficient**
 - Patented LED technology provides industry's lowest current draw
 - Fewer power supplies required, smaller wire gage, reduced wire runs
- **Low-Profile Design**
 - Smallest footprint with sleek, modern aesthetics
- **Special Lettering Available**
- **4 Field Selectable Settings in 1 Device**
 - Select 15, 30, 75, 110 cd
- **Field Selectable Taps**
 - 1/8 watt up to 2 watts
 - 25 or 70 VRMS operation
- **Easy-to-Install**
 - Finger slide switches - No tools needed for setting changes
 - Built-in level adjustment feature and snap-on grille cover
 - IN/OUT screw terminals using #12 to #18 AWG wires
 - Mounting Options include Exceder LSPKBB backboxes and 4" square backboxes
- **Strobe Synchronization Components**
 - Meet synchronizing standards with Wheelock's DSM Sync Modules, PS-6/8 Power Supplies or SAFEPATH products
- **Compliance**
 - UL 1971, UL 1480, ULC-S526, ULC-S541
 - ADA/NFPA/ANSI/OSHA
 - RoHS

NOTE: All CAUTIONS and WARNINGS are identified by the symbol ▲. All warnings are printed in bold capital letters.

▲ WARNING: PLEASE READ THESE SPECIFICATIONS AND ASSOCIATED INSTALLATION INSTRUCTIONS CAREFULLY BEFORE USING, SPECIFYING OR APPLYING THIS PRODUCT. VISIT WWW.COOPERNOTIFICATION.COM OR CONTACT COOPER NOTIFICATION FOR THE CURRENT INSTALLATION INSTRUCTIONS. FAILURE TO COMPLY WITH ANY OF THESE INSTRUCTIONS, CAUTIONS OR WARNINGS COULD RESULT IN IMPROPER APPLICATION, INSTALLATION AND/OR OPERATION OF THESE PRODUCTS IN AN EMERGENCY SITUATION, WHICH COULD RESULT IN PROPERTY DAMAGE, AND SERIOUS INJURY OR DEATH TO YOU AND/OR OTHERS.

General Notes:

General Notes:

- Strobes are designed to flash at 1 flash per second minimum over their “Regulated Voltage Range”. Note that NFPA-72 specifies a flash rate of 1 to 2 flashes per second and ADA Guidelines specify a flash rate of 1 to 3 flashes per second.
- All candela ratings represent minimum effective Strobe intensity based on UL 1971.

Low Current Draw = Fewer Power Supplies

Maximum RMS Current					
Exceder LED High Fidelity Series Speaker Strobes		UL/ULC Max Current*			
		24 VDC			
Model	Regulated Voltage Range VDC	15	30	75	110
LSPST	16.0-33.0	0.032	0.045	0.128	0.246

UL Reverberant dBA @ 10 Feet**					
Watts	1/8***	1/4	1/2	1	2
LSPK Speaker	75	79	79	82	85
LSPST Speaker Strobe	75	79	79	82	85

* RMS current ratings are per UL maximum RMS method. UL max current rating is the maximum RMS current within the listed voltage range (16-33v for 24v units). For strobes the UL max current is usually at the minimum listed voltage (16v for 24v units). For audibles the max current is usually at the maximum listed voltage (33v for 24v units). For unfiltered FWR ratings, see installation instructions.

**dBA ratings are based on testing under UL Standard 1480.

Specification & Ordering Information

Model	Order Code	Strobe Candela	Red	White	Lettering	Sync w/ DSM or Wheelock Power Supplies	Agency Approvals
Speaker Strobes							
LSPSTR	0760	15/30/75/110	X		FIRE	X	UL, ULC
LSPSTW	0761	15/30/75/110		X	FIRE	X	UL, ULC
LSPSTW-AL	0762	15/30/75/110		X	ALERT	X	UL, ULC
LSPSTR-AL	0763	15/30/75/110	X		ALERT	X	UL, ULC
LSPSTW-N	0764	15/30/75/110		X	No Lettering	X	UL, ULC
LSPSTR-N	0765	15/30/75/110	X		No Lettering	X	UL, ULC
Speaker							
LSPKR	0758		X		FIRE	X	UL, ULC
LSPKW	0759			X	FIRE	X	UL, ULC
LSPKR-N	0795		X		No Lettering	X	UL, ULC
LSPKW-N	0796			X	No Lettering	X	UL, ULC
LSPKW-AL	0766			X	ALERT	X	UL, ULC
LSPKR-AL	0767		X		ALERT	X	UL, ULC
Backboxes							
LSPKBB-R	0756		X				
LSPKBB-W	0757			X			

Easy to remember model numbers

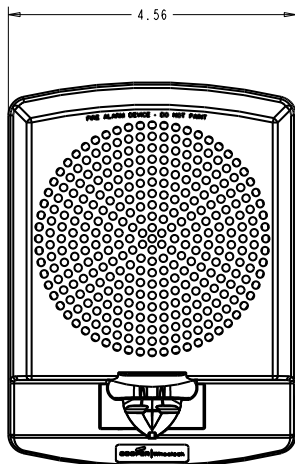
4 candela settings in 1 device

Specifications

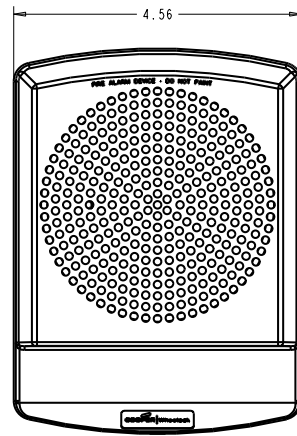
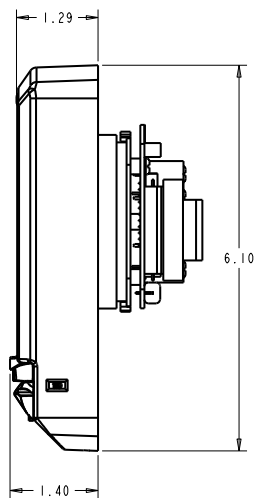
Physical	
Material	Red or white textured UV stabilized, colored impregnated engineered plastic. Exceeds 94V-0 UL flammability rating
Weight	Speaker Strobe: 1.54 lbs (700g); Speaker Backbox: .44 lb (200g)
Lens	Light Emitting Diode (LED) in a rugged Lexan lens
Dimensions	LSPK: 6.1"H x 4.56" W x 1.29" D; LSPST: 6.1"H x 4.56" W x 1.4" D
Operating Temperature	Indoor: 33.8°F to 120.2°F (0°C to 49°C) and maximum humidity of 93%

Mounting & Wire Connections	
Mounting (indoor only)	Speakers and Speaker Strobes are for wall-mount applications only. Exceder LSPKBB backboxes or to 4" square backboxes
Wire Connections	#12 through #18 AWG
Power & General	
Operating voltage	25/70 VRMS
Strobe Output Rating	UL 1971, ULC S526: Selectable 15, 30, 75, 110 candela output
Strobe Flash Rate	Strobes are designed to flash at 1 flash per second
Synchronization Models	Strobes can be synchronized with Wheelock's DSM Sync Modules, PS-6/8 Power Supplies or SAFEPATH products, using Wheelock patented sync protocol
Frequency Range	300 Hz to 8000 Hz

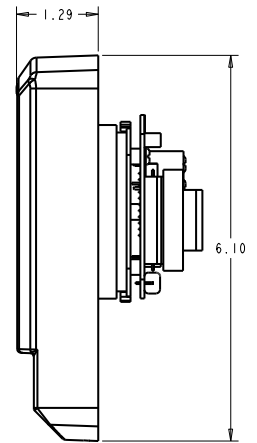
Drawings



WALL SPEAKER STROBE



WALL SPEAKER



NOTE: Due to continuous development of our products, specifications and offerings are subject to change without notice in accordance with Cooper Wheelock Inc., dba Cooper Notification standard terms and conditions.

Architects and Engineers Specifications

The LED high fidelity speaker appliances shall be Wheelock® Exceder™ Series LSPK Speaker and LSPST Speaker Strobe for wall-mount applications with a low-profile design or approved equals. The speakers shall be UL Listed under UL 1480 for Fire Protective Service and speakers equipped with strobes shall be listed under UL 1971 for Emergency Devices for the Hearing-Impaired. The Series shall be Restriction of Hazardous Substances (RoHS) compliant and contain no mercury or other hazardous substances. In addition, the speaker strobes shall meet the requirements of FCC Part 15. All inputs shall be compatible with standard reverse polarity supervision of circuit wiring by a Fire Alarm Control Panel (FACP) with the ability to operate from 16 to 33 VDC.

All speakers shall be designed for a field selectable input of either 25 or 70 VRMS, with selectable power taps from 1/8 watt to 2 watts. All models shall have listed sound output of up to 84 dB at 10 feet and a listed frequency response of 300 to 8000 Hz. All inputs shall employ terminals that accept #12 to #18 AWG wire sizes. The Series LSPST Speaker Strobe appliances shall produce a flash rate of one (1) flash per second over the Regulated Voltage Range and shall incorporate a Light Emitting Diode (LED) as the light source with a rugged Lexan® lens. The Series shall be of low current design. Where Multi-Candela appliances are specified, the strobe intensity shall have 4 field selectable settings at 15, 30, 75, 110, candela for wall mount applications. The selector switch for selecting the candela shall be tamper resistant. Appliances with candela settings shall show the candela selection in a visible location at all times when installed.

The Series LSPK and LSPST shall be designed for indoor surface or flush mounting. Mounting options shall include LED speaker backboxes and to standard 4" square backboxes. The speaker and speaker strobe shall incorporate a speaker mounting plate with a snap-on grille cover and shall mount to standard electrical hardware requiring no additional trimplate or adapter. Continuity checking of the entire NAC circuit prior to attaching any notification appliances shall be allowed. Removal of an appliance shall result in a supervision fault condition by the Fire Alarm Control Panel (FACP). All notification appliances shall be backwards compatible.

The Series LSPK wall model shall have a low profile measuring 6.1" H x 4.56" W x 1.29" D. The Series LSPST wall model shall have a low profile measuring 6.1" H x 4.56" W x 1.4" D. Finish shall be red or white. Special lettering shall be available.

When synchronization is required, the appliance shall be compatible with Wheelock®'s DSM Sync Modules, PS 6/8 Power Supplies, SAFEPATH products or other manufacturer's panels with built-in Wheelock® Patented Sync Protocol. The strobes shall not drift out of synchronization at any time during operation. If the sync protocol fails to operate, the strobe shall revert to a non-synchronized flash-rate and still maintain (1) flash per second over its Regulated Voltage Range. The appliance shall also be designed so that the audible signal may be silenced while maintaining strobe activation when used with Wheelock® patented sync protocol.

UL 1971, UL 1480, ULC-S526, ULC-S541, FCC, RoHS



WE ENCOURAGE AND SUPPORT NICET CERTIFICATION
3 YEAR WARRANTY

Exceder LEDHIFI Wall 4/13

NJ Location

273 Branchport Ave.
Long Branch, NJ 07740
P: 800-631-2148
F: 732-222-8707
www.coopernotification.com

FL Location

7246 16th Street E, Unit 105
Sarasota FL 34243-6817
P: 941-487-2300
F: 941-487-2389

VA Location

103 West Broad Street, Suite 500
Falls Church, VA 22046
P: 877-459-7726
F: 703-294-6560